

## Monthly Report May 2022

### IMPROVING SCHOOL'S EDUCATIONAL ENVIRONMENT FOR ADOLESCENT GIRLS BY ADDRESSING MENSTRUAL HYGIENE CHALLENGES

#### <Activities conducted>

1. Finalize editing the teachers' MHM training manual
2. Work on necessary renovation at Happy-pad Promotion Center and conduct MHM trainings.
3. Work on the sanitary pad's instruction flier (leaflet)
4. Online demonstration about MHM and sanitary pad making at the happy pad promotion center
5. Conduct an online demonstration of the teachers' training about MHM
6. A new awareness raising animation was shared by a Cooperating Organization, VOTU
7. Follow up on progress of WASH facility renovation in the selected schools

#### **1. Finalize editing the teachers' MHM training manual**

The teachers' training manual was edited by the project team in order to come up with a final version. Various sources of literature were consulted during the process of editing the manual in addition to several meetings with the GBN team in order to come up with the valid final version. The manual was ready for use during the teachers' training online demonstration. The manual is intended to guide teachers on how to train students/learners on how to manage menstruation, gender issues and sexual reproductive health and showing examples of workshops.

#### **2. Work on the necessary renovations at the happy pad promotion center and conduct MHM trainings**

The Happy pad Promotion Centre, located at Katalemwa secondary School, is ready for use and has been painted. The draft labelling words have been finalized and ready for writing on the external wall. The draft final label is here below;



In addition, an Information Technology person Nabirye Restetuta has been identified and placed at the Centre to assist in the running of the centre and train potential clients in MHM especially making reusable sanitary pads.

Training on sanitary pad making is ongoing with 92 students of Katalemwa Secondary School from Monday to Friday including 33 boys and 59 girls. The current trainees are not paying training fees. The students are now familiar with the process and are able to Sketch reusable sanitary pads; sew the re-usable sanitary pads as they are now familiar with using the sewing machine. Learners have welcomed the idea of learning how to make reusable pads and are willing to encourage others out of school to come and learn how to make pads.



### 3. Work on the happy pad sanitary pad instruction flyer (leaflet)

Team drafted and finalized with working on the sanitary pad flyer (leaflet) which shall help users of the sanitary pad to know how to use the pad. The leaflet shall be inserted into the packaging of the pad. It is also to be included in the teacher's training manual.







#### 4. Online demonstration about MHM and sanitary pad making at happy pad promotion center

On the 13/05/2022 online demonstration was conducted by SORAK team with reusable sanitary pad trainer via google meet. SORAK team members and students of Katalamwa secondary school physically attended and GBN and VOTU staff and other project members attended online.

- Participants were introduced to practical making of reusable sanitary pads
- The advantages of using reusable sanitary pads over disposable ones
- How to manage reusable sanitary pads.

This demonstration training is further illustrated in the photographs below;

The online team including the GBN and VOTU informed the trainers to identify strategies of improving on the skills of conducting online trainings as they will offer support in that regard for better results moving forward.

	
<p>A student illustrating how to insert a pad in the nicker before using it</p>	<p>A boy participates in making sketches of the reusable sanitary pads</p>
	
<p>The SORAK director shows the audience all the sketches of the reusable pad and taking members through the advantages of the materials used.</p>	<p>Members having a feel of the finished product of the reusable sanitary pad after making it</p>

#### 5. Conduct an online demonstration of the teachers' training about MHM

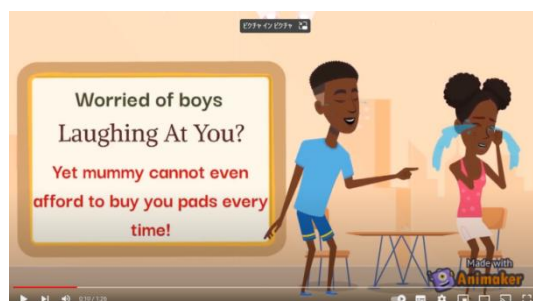
Project team conducted an online demonstration of the teachers' training about MHM on the 27/05/2022 via zoom. SORAK and VOTU team members shared topics

contained in the MHM booklet. The GBN members listened in. After the presentations, participants made observations and comments for making relevant adjustments and improvement. Comments were mainly on;

- Better to make more strict time management
- Use of practical examples and illustrations like photographs, videos whenever possible
- It will be necessary to guide the teachers on how to use both the manual and the booklet
- Need to ensure that during the trainings, both male and female teachers get to understand the purpose of the training

#### **6. A new awareness raising animation was shared by a Cooperating Organization, VOTU**

VOTU in Butambala designed an animation with a message about menstrual hygiene management. The audio was submitted to Voice of Kikambwe and Voice of Butende. The spot message was aired out 21 times in May 2022. To view the spot message, follow the link and members were encouraged to use it. (<https://youtu.be/whvtHmCh-Xg>)



#### **7. Follow up on progress of WASH facility renovation in the selected schools**



The project team in all the three districts made follow up visits to all project schools. It was discovered that most schools had succeeded in renovating the facilities.

In Mubende, 9 schools have completed renovation and the facilities could now serve the purpose of helping girls be in safe and secure places during their menstrual periods. On the other hand, Christ the King primary school's work still pends more community contribution.









**Pictorial view of the current state of facilities in Mubende district**

<p><b>Kabowa Primary School</b></p>	<p><b>Christ the King Primary School</b></p>
	
<p>Wash room which has a changing room. School is planning to mobilise for funds from parents to paint the structure</p>	<p>A toilet pit has been dug and now mobilizing more funds for the structure</p>
<p><b>CAWODISA Primary School</b></p>	<p><b>Kasana Primary School</b></p>
	
<p>Washroom provided with shutters and painting</p>	<p>Washroom painted and cemented and ready for use</p>
<p><b>Gwanika Primary School</b></p>	<p><b>Kiyiita Primary School</b></p>
	
<p>New wash and changing rooms constructed and provided with washing kits</p>	<p>Constructed similar structure as in Kiyiita girls use it to change as they wait for plastering</p>
<p><b>Kasasa Primary School</b></p>	<p><b>Dyangoma Primary School</b></p>
	
<p>Changing room newly constructed and in use</p>	<p>Water harvesting gutter installed and girls now access washing water</p>





<b>Ikula Primary School</b>	<b>Katega Primary School</b>
	
Doors and locks installed on wash and changing rooms	Newly constructed wash and changing rooms.

In Butambala, schools have performed as follows;

**Pictorial view of the current state of facilities in Butambala district**



<b>Kitagobwa Primary School</b>	<b>Kayenje Primary School</b>
	
Door and walls fixed	Lockable door fixed
<b>Ntolomwe Primary School</b>	<b>Nkokoma Primary School</b>
	
Washroom extension with lockable door. Well finished inside. Basin and water present in the washroom	Washroom & Changing room
<b>Butende Primary School</b>	<b>Bule UMEA Primary School</b>
	
Changing room newly constructed. Door fixed with a lock. Walls plastered and floor cemented	Washroom with a tiled floor, lockable door fixed and hygiene well maintained











<p><b>Kiwala Primary school</b></p>  <p>Changing room extension, Door fixed with a lock. Wall plastered and floor commented</p>	<p><b>Lwamasaka Primary school</b></p>  <p>Washroom door and floor fixed</p>
<p><b>Nawango Primary school</b></p>  <p>Lockable door and walls renovated</p>	<p><b>Butalunga primary school</b></p>  <p>Washroom curtain wall constructed</p>

In Wakiso, 9 schools have completed renovation apart from Ssayi Bright primary school which has just been recommended to replace Kigoogwa Muslim by the Municipal Education Officer. They noted that it is a pleasure to have such an opportunity of being one of the few selected schools and they will fix a door on the girls' washroom.

**Pictorial view of the current state of facilities in Wakiso district**

<p><b>Kirolo UMEA</b></p>  <p>Doors fitted on the washroom and now safe to be used by girl</p>	<p><b>Lwadda Church of Uganda Primary School</b></p>  <p>The iron sheets on the toilet have been replaced</p>
---	---

<p><b>Maganjo UMEA</b></p>  <p>Washroom door fixed and the rough surface worked on</p>	<p><b>Kanyange Mixed Primary School</b></p>  <p>Gutters fixed and water flows into the tank when it rains</p>
<p><b>Kitanda Church of Uganda Primary School</b></p>  <p>Three doors fixed on girls' toilets</p>	<p><b>Buwambo Church of Uganda Primary School</b></p>  <p>Gutter replaced and soak pit renovated</p>
<p><b>Sanga Church of Uganda Primary School</b></p>  <p>The gutters and pipes fixed and now water can flow into the tank</p>	<p><b>Kitungwa Primary School</b></p>  <p>Washroom door replaced, floor renovated and a new roof put on</p>
<p><b>Jinja Karoli Primary School</b></p>  <p>Gutters at the girls' dormitory were too old and now replaced</p>	<p><b>Ssayi Bright Primary School</b></p>  <p>The school intends to fix a door on the girls' wash room</p>



### <Positive influences/ Changes>

- Most learners learnt about reusable sanitary pad for the first time. Students learnt the advantages of using reusable sanitary pads and picked interest in making use of them during the online demonstration on MHM
- The online team got time to identify what was missing out on conducting an effective training which shall help to inform future course of action.

### <Challenges faced during the conduct >

- Poor internet connectivity that made some online presentation to go on and off
- Lack of electricity to enable use of electric powered means of training
- The Municipal Education Officer delayed to update team about the details of another school to work with in Wakiso which delayed the school's facility renovation process in that school

### <Lessons Learnt>

- Practical demonstrations are key in order to help articulate the message clearly.
- It is important to be ready and use different approaches of training in the event of poor internet or electricity availability.
- Some schools undertook to do much more renovation work than the planned work under the budget. On the other hand, some schools expected to get community support/contribution soon; however, it has not come in time to ensure completeness of renovated facilities.

### <Comments >



“We are grateful to have this opportunity because most of the time when some girls experience their periods while at school and there are no emergency pads, some of them use their socks as pads to manage the situation.” Said the Senior woman teacher Ssaayi Bright Primary School



It is a pleasure to have this opportunity of making reusable sanitary pads. I am happily training Jazirah a girl with learning disability who dropped out of school, for she could not cope up with the usual school curriculum. She nevertheless doing well with reusable pad making ‘Catherine-volunteer pad making